



NEW PATENTED SERIES II EARTH ANCHOR

- > PORTABLE BUILDING
- > TREE SUPPORT
- > EROSION CONTROL

NEW FEATURES

CHISELLED CUTTING EDGES
INCREASED SURFACE AREA
LATERAL DIRECTION GUIDE RIBS

BENEFITS

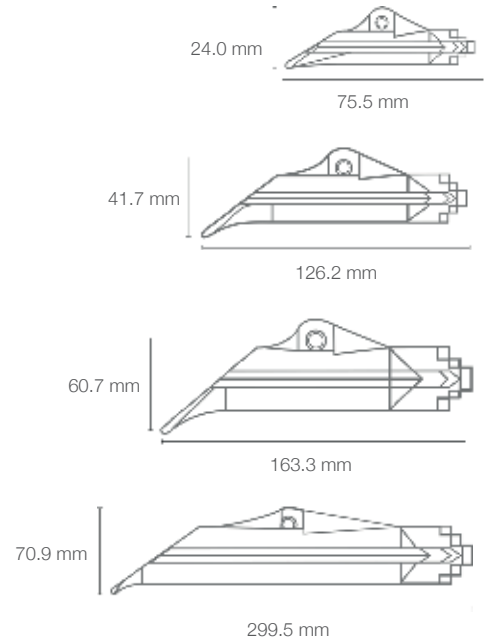
FASTER INSTALLATION & PENETRATES SOILS
QUICKER LOADING, STRONGER HOLD
MORE STABLE DRIVE PLANE INSTALLATION ANGLE



DUCKBILL® EARTH ANCHOR MODELS

LIGHT-MEDIUM CAPACITY

- » **MODEL 40 135 KG CAPACITY IN NORMAL SOILS**
The smallest DUCKBILL® Anchor, used for light holding capacities is cabled with a 1.6 mm cable. For more aggressive soil, it can be cabled with a 3.2 mm cable.
- » **MODEL 68 495 KG CAPACITY IN NORMAL SOIL**
Used for medium holding capacities is cabled with a 3.2 mm cable. For more aggressive soil, it can be cabled with a 4.8 mm cable.
- » **MODEL 88 1350 KG CAPACITY IN NORMAL SOILS**
The most common of the DUCKBILL® Anchors, the anchor is cabled with a 6 mm cable. For more aggressive soil, it can be cabled with a 8 mm cable.
- » **MODEL 138 2250 KG CAPACITY IN NORMAL SOILS**
The largest of the DUCKBILL® Anchors, the anchor is cabled with a 8 mm cable. This is anchor is installed with a small jackhammer.



HOW DUCKBILL® EARTH ANCHORS WORK

1. Drive anchor into the soil using a hammer and drive steel rod (a small jack hammer can also be used with power drive steel).



2. Load anchor. Remove Drive Steel once anchor is at the proper depth. Pull up on wire rope to set the anchor in the soil.



3. Set "Load lock" with an upward pull on the wire rope to rotate the anchor into a perpendicular position.



DUCKBILL HOLDING CAPACITIES

DUCKBILL MODEL	RECOMMENDED LOAD*	WIRE LOAD CAPACITY	CABLE DIAMETER	INSTALLATION DEPTH
MODEL 40	135 Kg	216 Kg	2 mm	500 mm
MODEL 68	495 Kg	765 Kg	4 mm	800 mm
MODEL 88	1,350 Kg	2,745 Kg	6 mm	1050 mm
MODEL 138	2,250 Kg	4,410 Kg	8 mm	1500 mm

*Recommended working load in normal soil, defined as: Most Common Soil Types: Dense Fine Sand, Very Hard Silts and Clays, Dense Clays, Sands, Gravel, Hard Silts and Clays
Typical Blow Count Per ASTM-D1586 is 24-40

Anchor holding capacity will vary in different soils. Increased capacities can be expected in harder soil classes (numerically higher blow count classifications) and lower capacity can be expected in the softer soil classes [numerically lower blow count].

Anchors are rated in an average (class 5) soil condition. The rating is meant to be a reference for anchor selection. Proof-loading is the only way to insure the exact capacity of each installation.

HORTICULTURE

TREE SUPPORT ANCHORING SOLUTIONS

Unsupported trees often end up growing slower or are simply knocked over and killed by the wind. DUCKBILL® Tree Support Kits are perfect for keeping trees vertical and limiting motion, letting the roots establish themselves for quicker, healthier growth.

No time wasted on assembling various components. With Duckbill Anchors, everything is done for you.


TREE GUY SUPPORT KITS

THE LANDSCAPE ARCHITECTS CHOICE

Ideal for trees and bushes in landscape, orchard and nursery applications, each DUCKBILL® Earth Anchor Tree Support Kit comes pre-assembled and will anchor one tree.

- » **SAFE:** No rigid rods remain above ground to injure people or pets or damage lawn care equipment.
- » **STRONG:** The DUCKBILL® Earth Anchor rotates into undisturbed soil for a secure hold.
- » **EASY:** Installation includes three simple steps - drive anchor to desired depth, remove drive steel and pull up on cable, then place tree collar around tree above limb to secure.

All kits are available with galvanized steel, clear or highly visible orange/white vinyl coated wire rope.



ROOT BALL KITS

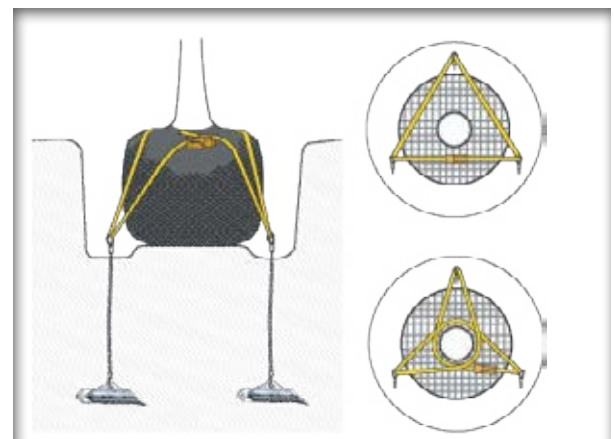
COMPLETE UNDERGROUND TREE SUPPORT SYSTEM

The DUCKBILL® Root Ball Kit is the anchoring solution of choice when guy pole or stake systems are not possible or desirable in locations such as playgrounds, parks or where sidewalk plantings are required.

The DUCKBILL® Root Ball Kit is specifically designed to hold the tree's root ball firmly in place, with only the tree protruding above the ground.

Each Root Ball Kit comes with 3 DUCKBILL® anchors with D-ring and 1 strap with hand ratchet.

- » **NO UNSIGHTLY POLES OR STAKES**
- » **FAST AND EASY TO INSTALL**
- » **COMPLETELY UNDERGROUND**



HORTICULTURE KIT SPECIFICATIONS

[ONE KIT ANCHORS ONE TREE]

TREE SUPPORT KIT	MODEL 40 DTS KIT FOR TREES UP TO 75 MM DIAMETER	MODEL 68 DTS KIT FOR TREES UP TO 150 MM DIAMETER	MODEL 88 DTS KIT FOR TREES UP TO 280 MM DIAMETER
ROOT BALL KIT	MODEL 40 RBK KIT FOR TREES UP TO 50 MM DIAMETER	MODEL 68 RBK KIT FOR TREES UP TO 75 MM DIAMETER	MODEL 88 RBK KIT FOR TREES UP TO 150 MM DIAMETER
KIT CONTENTS	» 3 DUCKBILL® anchors with D-ring » 1 strap of 1.8 m with hand ratchet	» 3 DUCKBILL® anchors with D-ring » 1 strap of 6 m with hand ratchet	» 3 DUCKBILL® anchors with D-ring » 1 strap of 6.4 m with hand ratchet
CAPACITY (PER ANCHOR)	1.33 kN in normal soil	4.89 kN in normal soil	13.39 kN in normal soil

Drive steel additional

EQUIPMENT DRIVE STEEL

DUCKBILL® Anchors are used worldwide to secure items that can be stolen, moved or blown down. Duckbill Anchors are intended for light duty applications in normal soils.

For highly corrosive environments, Duckbill Anchors can be fabricated with stainless steel wire rope, plastic impregnated wire rope or other corrosion-resistant solutions.

MODEL SPECIFIC HAND DRIVE STEEL FOR DUCKBILL® ANCHORS Come in a variety of sizes for light-heavy duty applications.

HAND DRIVE STEEL SIZES:

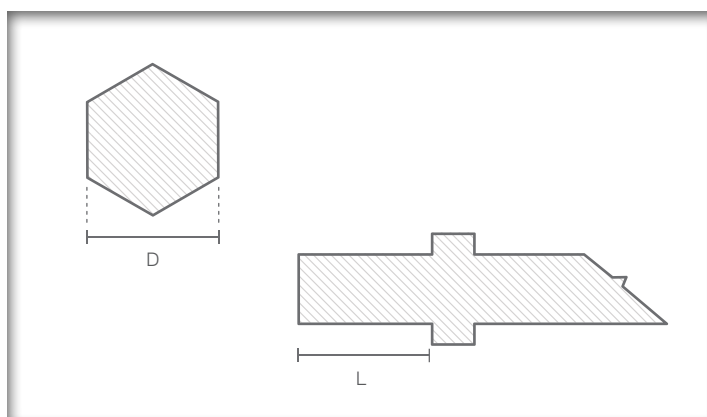
- » **MODEL 40** [DS-40] 9.7 mm round / 60 mm long
- » **MODEL 68** [DS-68] 12.7 mm round / 90 mm long
- » **MODEL 68-HD** [DS-68-HD] 19mm round / 120 mm long
- » **MODEL 88** [DS-88] 190 mm round / 120 mm long
- » **MODEL 138** Power Drive Steel Required



POWER DRIVE STEEL:

Each DUCKBILL® anchor has a unique drive steel that is determined by the jack hammer and the anchor model. To select the drive steel that is right for your particular anchor:

1. **DETERMINE THE ANCHOR** you are going to install
2. **MEASURE THE HEX SIZE [D]** ACROSS THE FLATS of a shank that fits the hammer
3. **MEASURE THE SHANK LENGTH [L]** from the top of the hex to the collar



CONTACT US

ANCOR LOC AUSTRALIA PTY LTD

Ph: (03) 9585 6808

www.ancorloc.com.au

info@ancorloc.com.au

Unit 2, 61-63 Shearson Crescent | Mentone, VIC 3194



LEEA AND NATA TEST RESULTS AVAILABLE ON REQUEST